	Company Name GUINEAN CIVIL AVIATION AUTHORITY (AGAC)	Document No. AGAC/OPS/AWS/AC/007	
	Document Title: APPROVAL AND ACCEPTANCE OF THE MEL AND CDL	Issue No. 1	Page No. Page 1 of 26

SUBJECT: APPROVAL AND ACCEPTANCE OF THE MEL AND CDL

DATE: 21/11/2018

1. OBJECTIVE

This TC provides guidance and information to air operators for the development of a specific Minimum Equipment List (MEL) based on a Master Minimum Equipment List (MMEL). It is also to be used by **AGAC** inspectorate staff in charge of the review and approval of an operator MEL.

2. APPLICABILITY

The operations inspector (OI) is the primary **AGAC** official responsible for the overall process of administering, evaluating, and approving an operator's MEL. It is essential that the OI works with the airworthiness inspector (AI) who is also avionics qualified and other individuals or groups involved in this process.

3. BACKGROUND

A. MEL procedures were developed to allow the continued operation of an aircraft with specific items of equipment inoperative under certain circumstances. For particular situations, an acceptable level of safety can be maintained with specific items of equipment inoperative for a limited period of time, until repairs can be made. The MEL document describes the limitations that apply when an operator wishes to conduct operations when certain items of equipment are inoperative. The **AGAC** established and adopted the MEL program for Commercial Air Transport Operations.

This TC includes:

Section 1: contains definitions and a general overview of the MEL system.

Section 2: contains information and guidance on developing and approving MELs.

Section 3: contains information and guidance on MEL use.

Section 4: contains information about the development, approval, and usage of the CDL.


4. REFERENCES

- ICAO ANNEX 6 Part 1
- AGAC-RAG 06 Part IAE, and
- AGAC-RAG 06 Part AOC
- AGAC-RAG 08 Part 145,
- Ops Inspector Handbook


5. DEFINITIONS

A. The following definitions are used throughout this chapter:

(1) **Aeroplane Flight Manual (AFM) /Rotorcraft Flight Manual (RFM)**. The approved flight manual is the document approved by the responsible **AGAC** during type certification. The approved flight manual for the specific aircraft is listed on the applicable type certificate data sheet. The approved flight manual is the source document for operational limitations and performance parameters for an aircraft. The term, approved flight manual, can apply to either an AFM or an RFM. The **AGAC** requires an approved flight manual for aircraft type certification,

	Company Name GUINEAN CIVIL AVIATION AUTHORITY (AGAC)	Document No. AGAC/OPS/AWS/AC/007	
Document Title: APPROVAL AND ACCEPTANCE OF THE MEL AND CDL		Issue No. 1	Page No. Page 2 of 26

- (2) **The Aircraft Maintenance Manual (AMM).** The AMM is the source document for aircraft maintenance procedures. The term AMM can apply to either an aeroplane or a rotorcraft manual. The **AGAC** requires an AMM for aircraft certification.
- (3) **Air Transport Association of America (ATA) Specification 100.** ATA Specification 100, Manufacturer's Technical Data, is an international industry numbering standard developed to identify systems and components on different aircraft in the same format and manner.
- (4) **Configuration Deviation List (CDL).** Aircraft certified under the provisions of a State's Civil Air Regulations and intended for use in air transport operations may be approved for operations with missing secondary airframe and engine parts. The aircraft source document for such operations is the CDL. The **AGAC** grants approval of the CDL under an amendment to the type certificate. For U.S. certificated aircraft, the CDL is incorporated into the limitations section of the approved flight manual as an appendix.
- (5) **FAA Flight Operations Evaluation Board (FOEB).** An FOEB is a board of FAA personnel assigned for each type of aircraft. The FOEB is composed of FAA personnel who are operations, avionics, airworthiness, and aircraft certification specialists. The FOEB develops an MMEL for a particular aircraft type.
- (6) **Inoperative.** Inoperative means that a system or component has malfunctioned to the extent that it does not accomplish its intended purpose and/or is not consistently functioning normally within its approved operating limits or tolerances.
- (7) **Master Minimum Equipment List (MMEL).** The MMEL is a list of equipment that the **AGAC** as determined may be inoperative under certain operational conditions and still provides an acceptable level of safety. The MMEL contains the conditions, limitations and procedures required for operating the aircraft with these items inoperative. The MMEL is used as a starting point in the development and review of an individual operator's MEL.
- (8) **Minimum Equipment List (MEL).** The MEL is derived from the MMEL and is applicable to an individual operator. The operator's MEL takes into consideration the operator's particular aircraft configuration, operationa procedures and conditions. When approved and authorised for use, the MEL permits operation of the aircraft under specified conditions with certain inoperative equipment.

	Company Name GUINEAN CIVIL AVIATION AUTHORITY (AGAC)	Document No. AGAC/OPS/AWS/AC/007	
	Document Title: APPROVAL AND ACCEPTANCE OF THE MEL AND CDL	Issue No. 1	Page No. Page 3 of 26


(9) **Proposed Master Minimum Equipment List (PM MEL).** The PM MEL is a list developed by the manufacturer or operator that is submitted to the appropriate civil aviation authority. In the U.S., to the FAA FOEB as a basis for the development of an MMEL.

6. PURPOSE OF MEL

AGAC-RAGs permit the authorisation of an MEL if the Authority finds that compliance with all the aircraft equipment requirements is not necessary in the interest of safety for a particular operation. Through the use of appropriate conditions or limitations, the MEL provides for improved scheduled reliability and aircraft utilisation with an equivalent level of safety. This process is possible because of the installation of additional and redundant instruments, equipment and/or systems in present transport aircraft. Without an approved MEL, inoperative equipment would ground the aeroplane until repair or replacement of the non-functioning equipment. An MEL is approved for a specific make and model of aircraft, and it part of the approved operator's Operations Manual.

7. ITEMS LISTED ON THE MEL

- A. There are three categories of items that may be contained in the operator's MEL:
 - (1) MMEL items
 - (2) Passenger convenience items
 - (3) Administrative control items
- B. MMEL Items. The MEL will list all of the items for which the operator seeks relief and that are appropriate for its operation. The operator, by not listing at its discretion certain items in its MEL, may be more restrictive than permitted by the MMEL.
- C. Passenger Convenience Items. The passenger convenience items, as contained in the operator's approved MEL, are those related to passenger convenience, comfort, or entertainment, such as, but not limited to, galley equipment, movie equipment, in-flight phones, ashtrays, stereo equipment, and overhead reading lamps. It is incumbent on the operator and the OI to develop procedures to ensure that those inoperative passenger convenience items are not used. Passenger convenience items do not have fixed repair intervals. Items addressed elsewhere in the MMEL shall not be authorised relief as a passenger convenience item. "M" and "O" procedures may be required and should be developed by the operator, approved by the OI, and included in the air operator's appropriate document.
- D. Administrative Control Items. An operator may use an MEL as a comprehensive document to control items for administrative purposes. In such cases, the operator's MEL may include items not listed in the MMEL; however, relief may not be granted for these items unless conditions and limitations are contained in

	Company Name GUINEAN CIVIL AVIATION AUTHORITY (AGAC)	Document No. AGAC/OPS/AWS/AC/007	
	Document Title: APPROVAL AND ACCEPTANCE OF THE MEL AND CDL	Issue No. 1	Page No. Page 4 of 26

approved documents other than the MMEL or meet the regulatory requirements of the **RAG**. Examples of items considered to be administrative control items would be cockpit procedure cards, medical kits, de-laminated windshields, and life vests.


8. TIMELY REPAIR OF ITEMS THAT ARE INOPERATIVE

- A. The MEL is intended to permit the operation of an aircraft with certain inoperative items for a limited period of time until repairs can be accomplished. The operator is responsible for establishing a controlled and effective repair program.
- B. Repair Interval. Operators must make repairs within the time period specified by the MEL. Although the MEL might permit multiple days of operation with certain inoperative equipment, operators must repair the affected item as soon as possible.
- C. Day of Discovery. The day of discovery is the calendar day an equipment malfunction was recorded in the aeroplane technical log or record. This day is excluded from the calendar days or flight days specified in the MMEL for the repair of an inoperative item of equipment. This provision is applicable to all MMEL items, such as categories "A," "B," "C," and "D." The operator and the OI must establish a reference time in which the calendar day or flight day begins and ends 24 hours later. This reference time is established to ensure compliance with timely repair of equipment and items.
- D. MMEL Definitions. More than one set of MMEL definitions exist due to years of evolving changes during which not all MMELs have been updated to the latest revision of the definitions. However, only the most up-to-date set of definitions may be used with a specific MMEL. Only certain portions of the latest definitions may be appropriate for a specific air operator's MEL.
- E. Continuing Authorisations. Approval of an MEL authorises an operator to use a continuing authorisation to approve extensions to the maximum repair interval for category "B" and "C" items, provided the responsible **AGAC** Office is notified within 24 hours of the operator's exercise of extension authority. The certificate holder is not authorised to extend the maximum repair time for category "A" and "D" items, as specified in the approved MEL. Misuse of the continuing authorisation may result in an amendment of the operator's Opspecs by removing the operator's authority to use an MEL.

9. RECORDKEEPING

When an item of equipment becomes inoperative, the operator must report it by making an entry in the aircraft technical log, as prescribed by **RAG 06 OPS** (6.OPS.5.1.18).

10. MULTIPLE ITEMS THAT ARE INOPERATIVE

	Company Name GUINEAN CIVIL AVIATION AUTHORITY (AGAC)	Document No. AGAC/OPS/AWS/AC/007	
	Document Title: APPROVAL AND ACCEPTANCE OF THE MEL AND CDL	Issue No. 1	Page No. Page 5 of 26

Individual MEL requirements are designed to provide coverage for single failures enroute. When operating with multiple inoperative items, the operator should consider the interrelationships between those items and the effect on aircraft operation and crew workload, including consideration of a single additional failure occurring enroute

11. FLEET APPROVAL

An operator who has a single MEL for multiple aircraft may reflect equipment in its MEL that is not installed on all aircraft in its fleet. In this case, the item's title in the operator's MEL needs to be referenced by specific aeroplane identification. (usually registration number)

12. ACCESS TO MEL

RAG 06 OPS (6.OPS.2.1.1.8) requires that the MEL is carried aboard the aircraft or that the flightcrew have direct access to the MEL information prior to flight. Other means of direct access require approval.

13. CONFLICT WITH OTHER AGAC APPROVED DOCUMENTS

The MEL may not conflict with other **AGAC** approved documents such as the approved flight manual limitations and airworthiness directives. **The operator's MEL may be more restrictive than the MMEL, but under no circumstances may the operator's MEL be less restrictive.**

14. SECTION 2. MEL APPROVAL PROCESS


14.1. GENERAL

A This section contains specific direction, guidance, and procedures to be used by operations and airworthiness inspectors when evaluating and approving MELs. The operator's MEL is developed by the operator from the appropriate Master Minimum Equipment List (MMEL), then approved by the Guinean Civil Aviation Authority. The **AGAC** approval process for an MEL follows the general process for approval or acceptance. This section contains an expansion of the **AGAC** approval process for the MEL.

14.2. MEL ACCEPTABILITY

A The general criteria for MEL acceptability are as follows:

- (1) Equally or More Restrictive. **The operator's MEL must not be less restrictive than the MMEL, the AGAC-RAGs(RAG), the Operations Specifications (OpSpecs), the approved flight manual limitations, certification maintenance procedures, or airworthiness directives (AD).**
- (2) Appropriate. The MEL must be appropriate to the individual aircraft make and model.
- (3) Specific. The operator's operations ("O") and maintenance ("M") procedures must be specific to the aircraft and the operations conducted.

	Company Name GUINEAN CIVIL AVIATION AUTHORITY (AGAC)	Document No. AGAC/OPS/AWS/AC/007	
	Document Title: APPROVAL AND ACCEPTANCE OF THE MEL AND CDL	Issue No. 1	Page No. Page 6 of 26

- (4) Applicability. An MEL shall be applicable to the **RAG** under which the operator is certificated.

14.3. INITIAL PHASE OF MEL APPROVAL


A. In this phase of the MEL approval process, the operator shall consult with the operations inspector (OI) regarding requirements for either developing an MEL or for revising an existing MEL. The OI shall consult and seek the participation of the airworthiness inspector (MI) during the entire approval process.

B. Operator Familiarisation. In phase one of the MEL approval process, the OI should determine the scope of the task, based on the operator's experience with MELs. OIs should adapt the discussion to fit the operator's needs and experience, and should provide advice and guidance to the operator as necessary. OIs must ensure that the operator clearly understands that MEL document preparation is solely the operator's responsibility.

C. Required Document Submittal. OIs should advise the operator that, for an MEL to be approved, the following documents must be submitted:

- (1) The proposed MEL or MEL changes
- (2) Necessary "O" and "M" procedures, which may be based on the aircraft manufacturer's recommended procedures, Supplemental Type Certificate (STC) modifier's procedures, or equivalent operator procedures
- (3) A description of the MEL management program and its procedures as required by paragraph D11 of the OpSpecs, unless an MEL management program is already in place
- (4) Any required guidance material developed by the operator, such as training material, guidance, and deferral procedures for both maintenance and operations personnel


NOTE: *Several manufacturers have produced manuals of recommended procedures for operating with inoperative equipment. The Boeing Dispatch Deviation Guide (DDG) is an example of these manuals. When a manufacturer's recommended procedures exist, operators may use them or may develop alternate procedures. When contract services are used to develop the operator's MEL along with acceptable "O" and "M" procedures, the principal inspectors should review the "O" and "M" procedures in light of the type of operations being conducted and should ensure the acceptability of the procedures. The principal inspectors should ensure that the developed MEL procedures can be adequately implemented by the operator.*

	Company Name GUINEAN CIVIL AVIATION AUTHORITY (AGAC)	Document No. AGAC/OPS/AWS/AC/007	
	Document Title: APPROVAL AND ACCEPTANCE OF THE MEL AND CDL	Issue No. 1	Page No. Page 7 of 26


- D. Required Operator Guidance Materials. Operators must obtain a copy of the MMEL for a specific aircraft in either hard copy or electronic format from the manufacturer. Additional guidance may be obtained from the **AGAC**.
- E. Document Form. The operator may submit MEL draft documents to the **AGAC** either on hard copy (printed on paper) or on computer disk, as mutually agreed upon between the operator and the OI. The operator and the OI should discuss the techniques that will be used for revising and editing the proposed document. It is important that the operator understand that when the process is complete, the final proposed MEL must be submitted on paper unless otherwise approved by the **AGAC**.
- F. MEL Format. The MMEL format has been standardised to facilitate the development, revision, and approval of both master and operator documents. While the master document contains eight total sections, six of these sections are considered basic for MEL development and shall be included in each operator's MEL. Refer to paragraph IV G (1-6) for a detailed list of the required MMEL sections.
- G. Generic Single Engine MMELs. A generic MMEL for single engine aircraft may be developed and published by the **AGAC** from the country of manufacturer or other approved aircraft evaluation group. This MMEL is applicable to all single engine aeroplanes and helicopters for which a specific MMEL has not been issued. When an operator is approved to use this generic MMEL, and a specific MMEL for the individual aircraft type is subsequently issued, the operator's MEL must be revised within the specified time frame to conform to the specific MMEL.

14.4. FINAL PHASE OF MEL APPROVAL PROCESS.


- A. The final phase begins when the operator formally submits the proposed MEL or MEL changes to the OI. The OI should initially review the operator's submittal to verify that it is complete, contains the required elements, as listed in sub-paragraph G (1-6) of this paragraph, and is detailed enough to permit a thorough evaluation of the MEL.
- B. Unacceptable Submittal. If the OI finds the proposed MEL package to be incomplete or unacceptable at this time or at any other juncture in the approval process, the OI should contact the operator. A sample letter is provided in figure 5. If a mutually acceptable correction cannot be immediately agreed upon, the entire package must be immediately returned to the operator, or its representative, along with an explanation of the problems found within the documents.

	Company Name GUINEAN CIVIL AVIATION AUTHORITY (AGAC)	Document No. AGAC/OPS/AWS/AC/007	
Document Title: APPROVAL AND ACCEPTANCE OF THE MEL AND CDL		Issue No. 1	Page No. Page 8 of 26


- C. Acceptable Submittal. If the OI finds the proposed MEL package to be complete and to contain the required information in an acceptable format, the detailed analysis begins. During this analysis, the OI should co-ordinate with the MI to perform a detailed examination of the proposed MEL document and other supporting documents and procedures. If the operator does not currently have an MEL program but is seeking authorization for such a program, its MEL management program must also be reviewed for acceptability. Inspectors should examine the technical content and quality of the proposed MEL document and other supporting documents and procedures as follows:
- (1) Timely Review. OIs should promptly address all deficiencies and notify the operator of any discrepancies or outstanding issues. The OI and the operator may informally co-ordinate by telephone to clarify minor discrepancies or misunderstandings.
 - (2) Reference Material. Inspectors should use the MMEL and this AGAC directive as the primary reference document when reviewing and approving the MEL. In addition, inspectors should use the following references:
 - (a) Related **RAG**
 - (b) Appropriate advisory pamphlets
 - (c) Approved flight manual
 - (d) Operator's OpSpecs
 - (e) Operator's manuals
 - (f) MMEL policy letters (as required)
- D. Co-ordination with Technical Groups. During this phase, the OI may wish to co-ordinate with the appropriate Technical Groups is established.
- E. Document Deficiencies. Refer to paragraph IV B of this section.
- F. Change in Schedule. If certain MMEL items must be addressed within a specific time frame, the OI should notify the operator of this requirement as soon as possible. If the operator is unable to meet these schedule requirements, the OI should negotiate a new schedule with the operator.
- G. MEL Evaluation. Inspectors should compare the operator's MEL changes against the corresponding items in the current MMEL for the specific aircraft type. In addition, inspectors should verify that the operator's MEL contains the following required items:
- (1) Cover Page (Required). The MEL cover page contains the operator's name and the make and model of the aircraft to which the MEL applies.
 - (2) Table of Contents (Required). The table of contents contains a list of all of the pages in the MEL by title and the corresponding page identification (usually a page number).

	Company Name GUINEAN CIVIL AVIATION AUTHORITY (AGAC)	Document No. AGAC/OPS/AWS/AC/007	
	Document Title: APPROVAL AND ACCEPTANCE OF THE MEL AND CDL	Issue No. 1	Page No. Page 9 of 26


- (3) Log of Revisions (Required). The log contains the revision identification (usually a number) and date of the revision. It may also contain a list of the revised pages, a block for the initials of the person posting the change, and additional enhancements for use by the operator.
 - (4) Preamble (Required). The standard MMEL preamble section must be reproduced word for word in each MEL, without modification.
 - (5) Definitions (Required). The standard MMEL definitions section must be reproduced word for word in each MEL, without modification.
 - (6) Control Page (Required). The control page is used as a method for keeping track of the status of the MEL and includes a record of the revision status or the date of each page of the operator's MEL. It may also be used as a means of conveying AGAC approval of the MEL. The control page is also referred to as the "List of Effective Pages."
- H. Minimum Contents. At a minimum, the control page must contain the following:
- (1) The operator's name
 - (2) A listing of all of the pages in the MEL (including the date of each page and its page number or revision number)
 - (3) The MMEL revision number on which the MEL is based (normally latest number revision)
 - (4) A signature block containing space for signature of the OI (only if this page is used as a means of conveying AGAC approval of the MEL)
 - (5) Optional Contents. The operator may include additional information on the control page to provide flexibility and additional approval functions.
 - (6) Highlights of Change Page (Optional). This page contains a synopsis of the changes made by the operator in each revision.
- I. Additional Items. The operator may include additional information sections in excess of the six AGAC sections.
- (1) Individual Air Transport Association of America (ATA) System Page Evaluation. These pages contain a list of individual items of equipment in the aircraft together with provisions for the operation of the aircraft when the items are inoperative. The reviewing inspector should examine the individual ATA system pages, ensuring that the MEL is at least as restrictive as the MMEL and that operator's procedures are adequate and appropriate. The inspector should also examine the material contained on these pages for conflict with the RAG, with the approved flight manual emergency procedures and limitations, and with the operator's OpSpecs. The following elements are included:
 - (a) The ATA Numbering System. Operators shall use the standard ATA numbering system, similar to the manner used in the MMEL, for numbering individual pages in this section. An example of this numbering system would be the communications page; the first page would be 23-1; the second page would be 23-2.

	Company Name GUINEAN CIVIL AVIATION AUTHORITY (AGAC)	Document No. AGAC/OPS/AWS/AC/007	
	Document Title: APPROVAL AND ACCEPTANCE OF THE MEL AND CDL	Issue No. 1	Page No. Page 10 of 26

- (b) Individual Items of Equipment. The MMEL contains listed items of installed equipment that may be inoperative.
- (2) All MMEL Items will be listed on the Operator's MEL. All equipment not listed in the MEL must be operative.
- (3) MMEL Items Listed on the Operator's MEL. Each piece of equipment that is installed on the aircraft and that is contained in the MMEL, for which the operator seeks relief and that is appropriate for its operation, should be listed on the appropriate page of the operator's MEL within the associated ATA system. The operator may be more restrictive than permitted by the MMEL. Each item title on the operator's MEL will generally be entered exactly as it is shown on the MMEL. Exceptions include the following:
- (a) When the MMEL uses a generic term to address equipment that serves a similar function when various operators use different names for that equipment; or
- (b) When the MMEL lists functions rather than individual pieces of equipment within that category such as "Navigation Equipment" or "Communications Equipment." In such cases, the MEL must contain a list of the individual equipment items or systems within that category that are actually installed on the aircraft, such as "VHF Communications Transceivers." When items of this type consist of several components of a system, the item may be listed as a complete system, such as "VOR Navigation System," consisting of a VOR navigation receiver and its associated indicator. The inspector should ensure that the operator has not listed inappropriate items or items that are listed individually elsewhere in the MMEL. However, the **AGAC** is authorised to approve generic MMEL relief for navigation or communication equipment that is appropriate such as ILS, VOR, VHF, HF and GPS.
- (4) Items Listed on the MMEL but not Installed on the Operator's Aircraft. The OI will only accept an item of equipment being listed on the MMEL but not installed on the operator's aircraft by listing the item as shown on the MMEL, and indicating the Number Installed as zero. In this case, the "Number Required for Dispatch" would also be zero, and the remark "Not Installed" will be noted under "Remarks and Exceptions"; repair category designators should be omitted.
- (5) Triple Asterisk Symbol (***). The triple asterisk symbol is used in an MMEL to indicate that an item is not installed on some models of the aircraft. Operators shall not produce or use this symbol in the MEL.

	Company Name GUINEAN CIVIL AVIATION AUTHORITY (AGAC)	Document No. AGAC/OPS/AWS/AC/007	
Document Title: APPROVAL AND ACCEPTANCE OF THE MEL AND CDL		Issue No. 1	Page No. Page 11 of 26

- (6) Repair Category. Each item of equipment listed in the operator's MEL, except for Administrative Control Items and Passenger Convenience Items, must include the repair category designator for that item as shown on the MMEL. These designators, categorised as "A," "B," "C," or "D," indicate the maximum time that an item may remain inoperative before repair is made. The actual repair categories corresponding to these letters are provided in the "Notes and Definitions" section of the MMEL. The operator may choose to adopt a more restrictive repair category than the one shown on the MMEL, but may not relax the requirement. Components or subsystems of items categorised in the MMEL, such as items of communications or navigation equipment that are not listed individually in the MMEL, must retain the repair category shown on the MMEL when listed as separate items on the MEL.
- (7) Passenger Convenience Items. Passenger convenience items relate to the convenience, comfort, and entertainment of passengers and must never affect the airworthiness of the aircraft. These items do not carry a specific repair category; however, the operator should make repairs to convenience items within a reasonable time frame. Normally, the operator lists these items individually in ATA chapters 25 and 38. Passenger convenience items may be included elsewhere in the MEL if clearly identified as passenger convenience items. OIs should review the proposed MEL to decide which passenger convenience items are components of an item appearing in the MMEL. When listing passenger convenience items on the MEL, the operator must list each item for which the operator wishes relief. The operator may make a list of passenger convenience items that, once it is acceptable to the OI, is held at the certificate holding AGAC office. Passenger convenience items also apply to cargo aeroplanes, as appropriate.
- (8) Administrative Control Items. "Administrative control item" means an item listed by the operator in the MEL for tracking and informational purposes. It may be added to an operator's MEL by approval of the OI, provided no relief is granted, or provided conditions and limitations are contained in an approved document (such as Structural Repair Manual or airworthiness directive). If relief other than that granted by an approved document is sought for an administrative control item, the operator must submit a request to the AGAC, when the MMEL process is used. Examples of items that could be considered administrative control items are cockpit procedure cards, medical kits, and life vests. These items should appear in the appropriate ATA chapter and would not have a repair category. When the operator chooses this course of action, the OI must examine each proposed administrative control item on the operator's proposed MEL to ensure that the following conditions are met:

	Company Name GUINEAN CIVIL AVIATION AUTHORITY (AGAC)	Document No. AGAC/OPS/AWS/AC/007	
	Document Title: APPROVAL AND ACCEPTANCE OF THE MEL AND CDL	Issue No. 1	Page No. Page 12 of 26


- a. No item is included as an administrative control item if it is included elsewhere in the MMEL. Administrative items are not included as a subsystem of items listed in the MMEL.
- b. Administrative items are not INCLUDED AS A SUBSYSTEM OF ITEMS LISTED IN THE MMEL.
- c. Administrative items are not granted relief in the MEL unless the release conditions or limitations are contained in another approved document

(9) Number of Items Installed. The MEL will normally contain the actual number of items of particular equipment installed on the aircraft. This number may be either greater or less than the number shown on the MMEL. The MMEL shows the number of items installed as the number of those items normally installed on a particular aircraft type. Individual aircraft operated by an operator may have a different number of items. Frequently the MMEL shows a dash in the "Number Installed" column. This dash indicates that variable quantities of these items are usually installed on the aircraft. If the operator has an MEL for a single aircraft or identical aircraft, the actual number of these items on the particular aircraft must be listed in the MEL. If the operator has an MEL for multiple aircraft, and the equipment is not installed on all aircraft or there is a variable quantity between aircraft, the operator's MEL will reference specific aircraft identifications; (by registration number) the "Number Installed".


(10) Number of Items Required for Dispatch. Normally, the number of items required for dispatch is determined by the State of aircraft design, and may be modified in the MEL in only two cases:

- (a) When the item is not installed on the aircraft, in which case a zero will be shown as the number required for dispatch
- (b) When the item is shown in the MMEL as being a variable number required for dispatch

NOTE: *In this case, the reviewing inspector should ascertain that the operator has made a determination as to the number required for dispatch. There can be several factors that establish this number. In some cases, it is determined by a reference to specific requirements listed in the "Remarks or Exceptions" column of the MMEL. An example would be cabin lights. In this case, the MMEL may show a variable number installed while the "Remarks or Exceptions" column might state that 50 percent of those items be operable. The number required for dispatch would therefore be 50 percent of the number of lights determined to be actually installed on the individual aircraft. Another case where the MMEL may show a variable number required for dispatch is when the "Remarks or Exceptions" column of the MMEL contains the statement, "As Required by regulation." In this case, the number is the minimum quantity of these items that must be installed for operations under the least restrictive regulation under which the operator conducts operations.*

	Company Name GUINEAN CIVIL AVIATION AUTHORITY (AGAC)	Document No. AGAC/OPS/AWS/AC/007	
	Document Title: APPROVAL AND ACCEPTANCE OF THE MEL AND CDL	Issue No. 1	Page No. Page 13 of 26

- (11) "Remarks or Exceptions." Certain items demand specific relief developed by the operator as authorised through OpSpecs, area of operation and RAG. "As required by regulation" is not a relief statement. The operator must develop or address the specific requirement of the RAG.
- (12) Other Items. Other items in which relief has been specifically written to reflect actions or restrictions to the operation may be changed only when, in the case of the U.S., the FOEB chairman makes a change to the MMEL. Generally they contain "O" and "M" procedures in which the operator develops its company procedures to comply with the MEL.
- (13) Evaluation of Associated Documentation. The inspector should evaluate the supporting documentation submitted by the operator to ensure that it is complete and appropriate.
- (a) The Operator's Manual. Inspectors should evaluate the operator's manual to ensure that it contains adequate guidance for the operator's personnel in conducting operations using the MEL. Generally, if the operator does not presently have an MEL program, the applicable portions of its manual and other guidance material should be submitted at the time the MEL is submitted for initial review. When evaluating the operator's manual, inspectors should ensure procedures for documenting inoperative equipment (in the aircraft technical log) and any required maintenance procedures are clear. At a minimum, provisions for recording the following items shall be developed:
- (i) An identification of the item of equipment involved
 - (ii) A description of the nature of the malfunction
 - (iii) An identification of the person making the entry
 - (iv) The MEL item number for the equipment involved
- (14) Crew Notification. The operator shall establish procedures for advising the pilot in command (PIC) of inoperative items and required procedures such as affixing placards, alternate operating procedures, and instructions for the isolation of malfunctions. The PIC and the operator are both responsible for ensuring that flights are not dispatched or released until all of the requirements of the "O" procedures and "M" procedures have been met.
- (15) Flight Restrictions. The operator shall establish procedures to ensure that dispatch or other operational control personnel, as well as the flightcrew, are notified of any flight restrictions required when operating with an item of equipment that is inoperative. These restrictions may involve maximum altitudes, limitations for the use of ground facilities, weight limitations, or a number of other factors.

	Company Name GUINEAN CIVIL AVIATION AUTHORITY (AGAC)	Document No. AGAC/OPS/AWS/AC/007	
	Document Title: APPROVAL AND ACCEPTANCE OF THE MEL AND CDL	Issue No. 1	Page No. Page 14 of 26

(16) Training Program Material. Inspectors should ensure that the operator's flight and ground personnel training programs contain adequate instruction for MEL use.

(17) MEL Management Program. The OI should co-ordinate closely with both the MI and the operator on the MEL management program. Operators must develop an MEL management program as a comprehensive means of controlling the repair of items listed in the approved MEL. Operators must include a description of the program in their maintenance manual, maintenance control manual, or other documents. The MEL management plan must include the following:


- (a) A method for tracking the date and time of deferral and repair
- (b) The procedures for controlling extensions to maximum repair categories
- (c) A plan for co-ordinating parts, maintenance, personnel, and aircraft at a specific time and place for repair
- (d) A review of items deferred due to unavailability of parts
- (e) The specific duties and responsibilities of the managers of the MEL management program, listed by job title

14.5. TERMS AND CONDITIONS OF RELIEF

This section contains the terms and conditions of relief granted to an operator for operating the aircraft with items of installed equipment that are inoperative. The operator must state the terms and conditions under which operations may be conducted with inoperative items for the operator's particular organisation and aircraft. The reviewing inspector must address the following elements of this section:

- A. Standard Phraseology. When reviewing the MEL, inspectors should ensure that the operator generally uses the phraseology used in the MMEL to ensure clarity and standardisation. In some cases modified phraseology is appropriate for the operator's specific installation.
- B. The general term, "As Required by Rules and standards," applies to ATA chapters 23 (Communications), 31 (Instruments), 33 (Lights), and 34 (Navigation Equipment). When this term appears in the "Remarks or Exceptions" section of an MMEL, the operator's MEL must contain the specific conditions that apply. The operator must research the applicable regulations in detail to develop the appropriate provisions that apply to that operator's particular operations. An example of a typical distance measuring equipment (DME) remark could read, "Not required for flights below FL 240."

NOTE: The operator's MEL must clearly establish the actual requirement for its operation when the MMEL stipulates "As required by regulation." It is not acceptable for the MEL to simply refer to the regulation.


	Company Name GUINEAN CIVIL AVIATION AUTHORITY (AGAC)	Document No. AGAC/OPS/AWS/AC/007	
	Document Title: APPROVAL AND ACCEPTANCE OF THE MEL AND CDL	Issue No. 1	Page No. Page 15 of 26

C. "O" and "M" Procedures.

- (1) "O" and "M" procedures must contain descriptions of the individual steps necessary to accomplish each process. For example, if the MMEL contains an "M" symbol with a provision that a valve must be closed, the operator must include the appropriate procedures to close the valve as part of the operator's manual or MEL. The reviewing inspector must ensure that the procedure addresses the following:
 - (a) How the procedure is accomplished
 - (b) The order of accomplishing the elements of the procedure
- (2) The actions necessary to complete the procedure For example, if the MMEL contains an "M" symbol with a provision that a valve must be closed, the operator must include detailed steps and actions for closing and testing the valve and installing the placard. The actual written procedures may be contained within the "Remarks or Exceptions" section of the MEL, in separate documents, or attached as an appendix. Inspectors should consult the Guidelines for "O" and "M" Procedures of the MMEL when evaluating these procedures. The section about the Guidelines for "O" and "M" Procedures does not have to be contained within the operator's MEL. If the "O" and "M" procedures are not contained within the MEL, the MEL should include a reference to the location of the procedures.

NOTE: While inspectors should ensure that the procedures are detailed and explicit, it is not necessary that the operator repeat obvious requirements of the MEL item, of the regulation, or of other established standards.

- (3) "O" Procedures. The "(O)" symbol indicates a requirement for a specific operations procedure that must be accomplished in planning for and/or operating with the listed item inoperative. Normally, these procedures are accomplished by the flightcrew; however, other personnel may be qualified and authorised to perform certain functions. The satisfactory accomplishment of all procedures, regardless of who performs them, is the responsibility of the operator. Appropriate procedures are required to be published as a part of the operator's manual or MEL.
- (4) "M" Procedures. The "(M)" symbol indicates a requirement for a specific maintenance procedure, which must be accomplished prior to operation with the listed item inoperative. Normally these procedures are accomplished by maintenance personnel; however, other personnel may be qualified and authorised to perform certain functions. Maintenance personnel should accomplish procedures requiring specialised knowledge or skill, or requiring the use of tools or test equipment. The satisfactory accomplishment of all maintenance procedures, regardless of who performs them, is the responsibility of the operator. Appropriate procedures are required to be published as part of the operator's manual or MEL.

	Company Name GUINEAN CIVIL AVIATION AUTHORITY (AGAC)	Document No. AGAC/OPS/AWS/AC/007	
	Document Title: APPROVAL AND ACCEPTANCE OF THE MEL AND CDL	Issue No. 1	Page No. Page 16 of 26

- (5) Provisos. The "Remarks and Exceptions" section of the MMEL generally contains provisos that include specific conditions under which an item of equipment may be inoperative. These provisos must be carried over either verbatim into the operator's MEL or by using equivalent terminology. Provisos are distinct from "O" and "M" procedures. A procedure is an action that must be performed. A proviso is a condition that must exist. For a proviso that operations must be conducted under VFR, an operation under an IFR flight plan is not permitted, regardless of operations may be conducted under an IFR flight plan, but only in VMC the weather conditions. When reference is made to visual meteorological conditions (VMC).

14.6. PHASE DEMONSTRATION

A demonstration phase is normally not required for an MEL approval. When an operator is developing an MEL in conjunction with original certification for initial issuance of an operating certificate, or when instituting service with a new aircraft type, a demonstration of the operator's ability to use an MEL may be conducted during any required aircraft demonstration flight.

14.7. OI APPROVAL OF THE OPERATOR'S MEL

After the OI is satisfied that the MEL is in full compliance with all applicable requirements, the OI shall sign the MEL control page or the individual MEL pages to signify approval. If the operator has not previously been authorised to operate under an MEL, the MI should add Minimum Equipment List Authorisation under Section D of the AOC holder's OpSpecs (see figures 1, 2, and 3)

14.8. MI APPROVAL OF THE MEL-OPSPECS

After the OI has approved the MEL for acceptance from the MI, the MI should add Minimum Equipment List Authorisation under Section D11 of the AOC holder's OpSpecs (see figure 1.). The MI must ensure that prior to authorising the use of the approved MEL for an AOC holder that the MEL management program is approved.


15. SECTION 3. MEL USE IN SERVICE

15.1. GENERAL

This section contains specific direction, guidance, and procedures for operations and airworthiness inspectors on the revision, administration, and policy application for administering MELs that have been approved for use by operators operating under the provisions of the AGAC-RAGs(**RAG**).

15.2 REVISION PROCEDURES

- A. Revisions to an MEL. Either the operator or the AGAC may initiate revisions to an operator's MEL. Operator initiated revisions may be equal to or more restrictive than the Master Minimum Equipment List (MMEL). It is not necessary for an operator to submit an entire MEL when requesting the approval of a revision. The minimum submission would consist of only the affected pages; the approval by the operations inspector (OI) may only consist of specific items. These items are approved within a controlled process, and the operator will produce the final MEL document. If the revision

	Company Name GUINEAN CIVIL AVIATION AUTHORITY (AGAC)	Document No. AGAC/OPS/AWS/AC/007	
	Document Title: APPROVAL AND ACCEPTANCE OF THE MEL AND CDL	Issue No. 1	Page No. Page 17 of 26

results in individual pages either being added or deleted, a revised table of contents page is also required. The issuance of an airworthiness directive (AD) will not be the basis for change to an operator's MEL. Instead, ADs will be referred to the AGAC which will coordinate with the appropriate Civil Aviation Authority or the State of manufacturer for guidance. For example, in the case of the MMEL.


NOTE: When operations ("O") or maintenance ("M") procedures are required per the MMEL, it is the operator's responsibility to develop appropriate procedures or to use manufacturer developed procedures in order to meet the requirements for inclusion of the item on the MEL. The OI is not authorised to grant MEL relief unless the operator provides acceptable "O" and "M" procedures.

B. MEL Revision Initiated by an Operator. An operator initiated MEL revision will normally fit into one of the following three categories:

- (1) Items Not Requiring an MMEL Change. Operators may propose changes to an MEL that are equal to, or more restrictive than, the MMEL. These revisions are approved by the OI using the same procedures, as those required for an original MEL approval.
- (2) Items Requiring an MMEL Change. Operators may request changes to an MEL that are less restrictive than the MMEL. However, the MEL cannot be revised until the MMEL has been revised to permit the proposed MEL change. The most common instance of a revision request of this type occurs when an operator installs additional equipment on an aircraft and provisions for that equipment are not included on the current MMEL.
- (3) Major Aircraft Modifications. Major aircraft modifications, such as a supplemental type certificate (STC), a major alteration or a type certificate (TC) amendment, may invalidate the MEL for that aircraft. Operators should review the MEL to assess the impact of any planned modification and should immediately notify the OI of these modifications and the impact on the MEL. The OI and MI should obtain guidance from the State of aircraft design, to determine if a revision to the MMEL is required.

C. MEL Revisions Initiated by the AGAC. When the CAA of the State of manufacture revises an MMEL, electronic means. operators, manufacturers, and certificate holding AGAC offices receive notification by printed or

- (1) Non mandatory Revision. MMEL revisions that only provide additional relief are reflected by a lower case letter suffix following the MMEL numeric revision number; for example, MMEL Revision No. 8 would become Non mandatory Revision No. 8a. Any MMEL changes that are less restrictive than the operator's MEL may be ignored by the operator. An example of a non mandatory revision is when the MMEL has been revised to provide for optional equipment normally not installed on all aircraft of a particular type, such as logo lights. Operators that operate aircraft with logo lights may choose to revise the MELs, while operators operating without logo lights would not.
- (2) Global Change. A global change is another type of non mandatory revision. A global change generally applies to items of equipment that are required to be installed by a new regulatory requirement, such as a cockpit voice recorder

	Company Name GUINEAN CIVIL AVIATION AUTHORITY (AGAC)	Document No. AGAC/OPS/AWS/AC/007	
	Document Title: APPROVAL AND ACCEPTANCE OF THE MEL AND CDL	Issue No. 1	Page No. Page 18 of 26

(CVR), or a traffic alert and collision avoidance system (TCAS). Items affected by AGAC policy decisions are also global changes. The global change does not replace the normal MMEL revision process. When a standard revision to an MMEL is issued, it will include all global changes issued to date. However, since the process for revising the MMEL can be lengthy, and the operator's MEL must be based on the MMEL, a global change will allow an operator to revise its MEL prior to the change in the MMEL. The OI has the authority to approve the operator's MEL revision on the basis that the global change is an approved addendum to the existing MMEL. Availability of global changes will be transmitted to AGAC Offices via regular mail or by electronic means.

(3) **Mandatory Revisions.** Mandatory changes, which are more restrictive and may remove relief from the current MMEL, are reflected by the next successive change to the basic MMEL revision number itself. Any MMEL changes that are more restrictive than the operator's MEL will be implemented by the operator as soon as possible. In some cases when relief is removed from the MMEL, there will be a specific date for compliance or guidance for an acceptable date to be negotiated between the OI and the operator.

(4) **OI Initiated Revision.** A OI may initiate an MEL revision that is not based on a revision to the MMEL. The OI should make such a request to the operator in writing, stating specific reasons why the revision is necessary. A OI initiated revision may be made upon the discovery that an operator has modified an aircraft or that faulty maintenance or operations procedures exist. The OI should work closely with the operator and make every effort to resolve the matter in a mutually agreeable manner. The operator should be given a reasonable time period to make the required changes depending on whether safety of flight is affected. In the event that the operator declines to make the required change, the OI may consult with the MI to initiate an amendment of the operator's Opspecs to rescind the authority for the MEL.


D. **Modifications Within a Fleet.** If an operator has been granted approval to use the MEL for a fleet, and the operator installs a new piece of equipment in one or more aircraft, the operator may continue to operate that aircraft under the provisions of the currently approved MEL. The operator may not defer repair of the new item until an appropriate revision to the MEL has been approved.

15.3 TRACKING OF REVISION STATUS

OIs shall maintain a copy of the current MEL for each assigned operator's aircraft type. The OI shall update the MMEL to record and track the revision status of the operator's MEL.

15.4 AVAILABILITY OF MEL FOR FLIGHT CREWMEMBERS

Flight crewmembers must have direct access to the MEL at all times prior to flight. Although not required, the easiest method of compliance with this requirement is for the operator to carry the MEL aboard each aircraft.

	Company Name GUINEAN CIVIL AVIATION AUTHORITY (AGAC)	Document No. AGAC/OPS/AWS/AC/007	
Document Title: APPROVAL AND ACCEPTANCE OF THE MEL AND CDL		Issue No. 1	Page No. Page 19 of 26

The operator may choose to use some system of access to the MEL other than the MEL document. For example, the flight crew may obtain access to the MEL through the ARINC Communications Addressing and Reporting System (ACARS). The critical element in approving an alternate form of access is whether or not the flight crew has a direct means of access to the appropriate information in the MEL, specifically "O" and "M" procedures. Direct access should not be construed to mean access through telephone or radio conversations with maintenance or other personnel. If the operator chooses to provide the flight crew with access to the MEL by other than printed means, the method must be approved in the operator's MEL program.

15.5 METHOD OF AUTHORISING FLIGHT CREWMEMBER ACCESS TO MEL

OIs may approve a method other than printed means for providing the flight crew with access to the MEL. Before authorising such a method, the OI must be confident that the operator has an adequate means in place to provide flight crews with the complete equivalent of the actual text of the MEL. This method must be described in detail in the operator's AGAC accepted operations manual or equivalent.

15.6 DISCREPANCIES DISCOVERED DURING FLIGHT

Use of the MEL is not applicable to discrepancies or malfunctions that occur or are discovered during flight. Once an aircraft moves under its own power, the flight crew must handle any equipment failure in accordance with the approved flight manual. A flight is considered to have departed when the aircraft moves under its own power for the purpose of flight. Discrepancies occasionally occur between the time the flight departs and the time it takes off. If the flight manual contains procedures for handling that discrepancy, or if the pilot in command (PIC) deems that the discrepancy does not affect the safety of flight, the flight may continue.


The discrepancy must be addressed prior to the next departure. For those operators who are required to use a dispatch or flight release, the PIC must handle a discrepancy that occurs after the issuance of the release, but before the flight departs, in accordance with the MEL. The PIC must obtain a new or amended dispatch or flight release, as well as any required airworthiness release. This new or amended release must contain any applicable flight restrictions necessary for operation with any item of equipment that is inoperative.

15.7 DOCUMENTATION OF DISCREPANCIES

Provisions of the MMEL preamble require that an airworthiness release be issued or an entry be made in the aircraft technical log prior to conducting any operations with items of equipment that are inoperative.

15.8 CONFLICT WITH AIRWORTHINESS DIRECTIVES

Occasionally an AD may apply to an item of equipment that may be authorised to be inoperative under the MEL. The item may not simply be deferred under the MEL in order to avoid or delay compliance with the AD or a AGAC approved alternate means of compliance with the AD. In all cases, when an AD has been issued, the operator must comply fully with the terms of the AD or a AGAC approved alternate means of compliance with the AD. The AGAC must approve any alternative method of compliance with the AD as provided in the AD. In other

	Company Name GUINEAN CIVIL AVIATION AUTHORITY (AGAC)	Document No. AGAC/OPS/AWS/AC/007	
	Document Title: APPROVAL AND ACCEPTANCE OF THE MEL AND CDL	Issue No. 1	Page No. Page 20 of 26

cases, the provisions of an AD may allow operation of the aircraft on the condition that certain items of installed equipment be used or be operable. In those cases, the affected items must be operable even though the MEL may provide for deferral of repair.

15.9. INTERRELATIONSHIPS OF INOPERATIVE COMPONENTS

When the MEL authorises a component of a system to be inoperative, only that component may be affected. When a system is authorised to be inoperative, individual components of that system may also be inoperative. Any warning or caution systems associated with that system must be operative unless specific relief is authorised in the MEL. The operator must consider the interrelationship of inoperative components. This consideration must include the following:

- A. The interrelationship of one piece of equipment on another
- B. The crew workload
- C. The operation of the aircraft
- D. The flight restrictions

15.10. REPAIR CATEGORIES

When an item of equipment becomes inoperative, and repair is deferred under an MEL, the operator must make repairs as specified by the associated repair category designator ("A," "B," "C," or "D") and the operator's MEL management system. In the event that more items are installed than those that are required for normal operation, the "C" repair category may be used. For example, if one altitude alerting system is required and the associated repair category is "B," but there are two such systems installed, failure of the first system could be deferred as specified for a "C" category item (10 days). Failure of the remaining system would limit at least one system to the repair category for the "B" category item (3 days). See the definitions section of the MMEL for an explanation of repair categories.


16. SECTION 4. CONFIGURATION DEVIATION LISTS

16.1. GENERAL

This section contains information for operations and airworthiness inspectors concerning the development and approval processes of configuration deviation lists (CDL). Transport aircraft may be approved for operations with missing secondary airframe and engine parts. Approval for operating with these parts missing would be authorised by the State of aircraft design. Evaluation and approval of CDLs are functions of the State of aircraft design.

16.2 DEVELOPMENT AND APPROVAL OF A CDL

An aircraft manufacturer develops a proposed CDL for a specific aircraft type. Engineering specialists submit the proposed CDL to the responsible CAA office for approval. The responsible CAA office will then co-ordinate with, in the case of a U.S. type certificated aircraft, the appropriate aircraft evaluation group (AEG) to resolve any problems and discrepancies prior to approving the CDL. For United States (U.S.) certificated aeroplanes, the CDL, once approved, is incorporated into the limitations section of the

	Company Name GUINEAN CIVIL AVIATION AUTHORITY (AGAC)	Document No. AGAC/OPS/AWS/AC/007	
Document Title: APPROVAL AND ACCEPTANCE OF THE MEL AND CDL		Issue No. 1	Page No. Page 21 of 26

aeroplane flight manual (AFM) as an appendix. For manufacturers outside the U.S., the CDL may be a stand-alone document and part of the Structure Repair Manual, or another manufacturer's document. Some operators may choose to attach a copy of the CDL to their MEL for easy and ready reference by flight crews.

16.3 USE OF THE CDL

Operators must follow the CDL limitations when operating with a configuration deviation. Operators are required to observe the following:

- A. The limitations in the CDL when operating with certain equipment missing (except as noted in the appendix to the approved flight manual)
- B. The flight operations, restrictions, or limitations that are associated with each missing airframe and engine part
- C. Any placard(s) required by the CDL describing associated limitations, which must be affixed in the cockpit in clear view of the pilot in command (PIC) and other appropriate crewmembers

16.4. OPERATIONAL CONTROL

The operations inspector (OI) must ensure that the operator has developed appropriate procedures for the PIC and, if appropriate, procedures for notifying dispatch of the CDL missing parts by an appropriate notation in the aircraft technical logbook or other acceptable means.



Elhadj Mamady KABA


	Company Name GUINEAN CIVIL AVIATION AUTHORITY (AGAC)	Document No. AGAC/OPS/AWS/AC/007	
	Document Title: APPROVAL AND ACCEPTANCE OF THE MEL AND CDL		Issue No. 1

FIGURE 1 (D11 OPSPECS page

SAMPLE OPERATIONS SPECIFICATIONS	
Government of:	Page 1 of 2
PART D 11. AUTHORISATION PAGE	
MINIMUM EQUIPMENT LIST	
<p>The certificate holder is authorised to use an approved Minimum Equipment List (MEL) for the aircraft listed in paragraph A4 of the Operations Specifications provided the conditions and limitations of this paragraph are met.</p>	
<p>a. Maximum Times Between Deferral and Repair. Except as provided in subparagraph c, the certificate holder shall have items repaired within the time intervals specified for the categories of the items listed below:</p>	
<p>(1) Category A. Items in this category shall be repaired within the time interval specified in the remarks column of the certificate holder's approved MEL.</p>	
<p>(2) Category B. Items in this category shall be repaired within 3 consecutive calendar days (72 hours) excluding the calendar day the malfunction was recorded in the aircraft maintenance log and/or record.</p>	
<p>(3) Category C. Items in this category shall be repaired within 10 consecutive calendar days (240 hours), excluding the day the malfunction was recorded in the aircraft maintenance log and/or record.</p>	
<p>(4) Category D. Items in this category shall be repaired within one hundred twenty (120) consecutive calendar days (2880 hours), excluding the day the malfunction was recorded in the aircraft maintenance log and/or record.</p>	
<p>b. MEL Management Programme. The certificate holder shall develop and maintain a comprehensive programme for managing the repair of items listed in the approved MEL. The certificate holder shall include in a document or its manual a description of the MEL management programme. The MEL management programme must include at least the following provisions:</p>	
<p>(1) A method which provides for tracking the date and when appropriate, the time an item was deferred and subsequently repaired. The method must include a supervisory review of the number of each deferred item to determine the reason for any delay in repair, length of delay, and the estimated date the item will be repaired.</p>	
Effective date _____	Air Operator Certificate No. _____


	Company Name GUINEAN CIVIL AVIATION AUTHORITY (AGAC)	Document No. AGAC/OPS/AWS/AC/007	
	Document Title: APPROVAL AND ACCEPTANCE OF THE MEL AND CDL	Issue No. 1	Page No. Page 23 of 26

FIGURE 2 (D11 OPSPECS page 1)

SAMPLE OPERATIONS SPECIFICATIONS	
Government of:	Page 2 of 2
<p>PART D 11. AUTHORISATION PAGE</p> <p>(2) A plan for bringing together parts, maintenance personnel, and aircraft at a specific time and place for repair.</p> <p>(3) A review of the items deferred because of the unavailability of parts to ensure that a valid back order exists with a firm delivery date.</p> <p>(4) A description of specific duties and responsibilities by the job title of personnel who manage the MEL management programme.</p> <p>(5) Procedures for controlling the extensions to specified maximum repair intervals as permitted by subparagraph c, to include the limit of the extension, documentation of the reason for the extension, and the procedures to be used for authorising the extensions.</p> <p>c. The certificate holder may be authorized to use a continuing authorization to approve extensions to the maximum repair interval for category B and C items as specified in the approved MEL provided the responsible AGAC Office is notified within 24 hour of any extension approval. The certificate holder is not authorized to approve any extensions to the maximum repair interval for category A and D items as specified in the approved MEL. The AGAC Office may deny the use of this continuing authorization if abuse is evident.</p>	
Effective date _____ No. _____	Air Operator Certificate



Company Name

**GUINEAN CIVIL AVIATION AUTHORITY
(AGAC)**

Document No.

AGAC/OPS/AWS/AC/007

Document Title:

APPROVAL AND ACCEPTANCE OF THE MEL AND CDL

Issue No.

1

Page No.

Page 24 of 26

FIGURE 3 (OPSPECS back page)

The certificate number on the reverse side of this form identifies the certificate holder whose name appears in Part A of these Operations Specifications.

1. The Agência de Aviação Civil issues the Operations Specifications appearing on the reverse side to the certificate holder.

2. The certificate holder hereby makes application for the Operations Specifications appearing on the reverse side (if this application amends previously approved Operations Specifications, briefly describe changes).

Supporting Data (if insufficient space, attach additional page)

I certify that the statements submitted as supporting data are true and that I am duly authorised to make this application on behalf of the certificate holder.

Title

Signature

Date

3. The Operations Specifications set forth on the reverse side are approved.

Effective Date: _____

By direction of the President of the Instituto da Aeronáutica Civil

Amendment No. _____

Signature/Title of Authorised Inspector

4. I hereby accept and receive the Operations Specifications appearing on the reverse side on behalf of the certificate holder.

Title

Signature

Date


	<p>Company Name</p> <p>GUINEAN CIVIL AVIATION AUTHORITY (AGAC)</p>	<p>Document No.</p> <p>AGAC/OPS/AWS/AC/007</p>	
<p>Document Title:</p> <p>APPROVAL AND ACCEPTANCE OF THE MEL AND CDL</p>		<p>Issue No.</p> <p>1</p>	<p>Page No.</p> <p>Page 25 of 26</p>

FIGURE 4

EXAMPLE OF LETTER TO OPERATOR APPROVING AN MEL

Guinean Civil Aviation Authority

[date]

Name
 Director of Operations International Air, Ltd. Address

AOC #

Dear Name:

This letter is to inform you that the Minimum Equipment List (MEL) submitted for approval on June 6 has been approved. The control page has been signed and paragraph D11 of the Operations Specifications has been issued.

Sincerely,

Name
 Operations inspector


	Company Name GUINEAN CIVIL AVIATION AUTHORITY (AGAC)	Document No. AGAC/OPS/AWS/AC/007	
Document Title: APPROVAL AND ACCEPTANCE OF THE MEL AND CDL		Issue No. 1	Page No. Page 26 of 26

FIGURE 5

EXAMPLE OF LETTER TO OPERATOR DENYING APPROVAL OF MEL

Guinean Civil Aviation Authority

[date]

Name
Director of Operations
International Air, Ltd.
Address

Dear (Name):

This letter is to inform you that the Minimum Equipment List (MEL) submitted for approval on June 6 is being returned to your office. A comparison of International Air's MEL against the current Master Minimum Equipment List (MMEL) shows that in the following places International Air's MEL is less restrictive and/or not in accordance with the MMEL or **AGAC** Advisory Circular for the Approval and Acceptance of the MEL and CDL, **AGAC/AWS/OPS/AC/007**.

Specifically, these System and Sequence Numbers do not comply with acceptable procedures:

1. Page 24-1, item 3. DC Loadmeter
2. Page 28-1, item 1. Boost Pumps
3. Page 30-3, item 13. Pitot Heater

Additionally, International Air's MEL does not include the required Control Page.

If you have further questions on the MEL approval process, please feel free to contact me.

Sincerely,

Name
Operations inspector